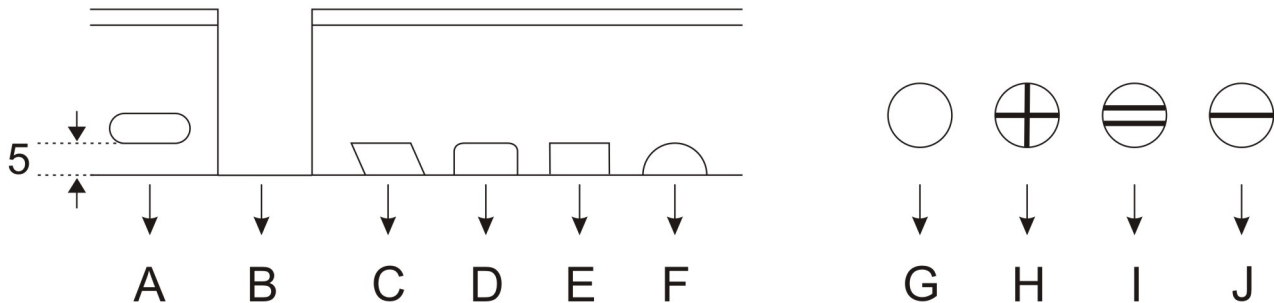


Order information

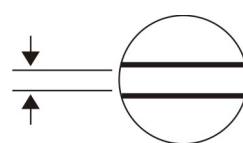
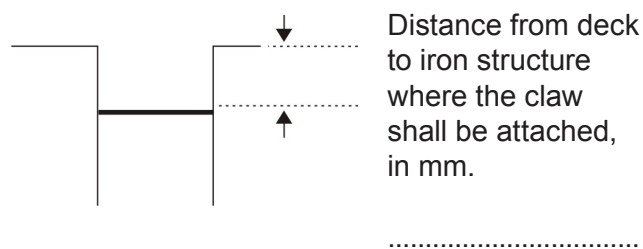
Aid to choose the correct type and size of scupper plug or sealing plate



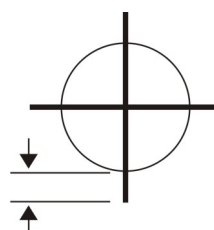
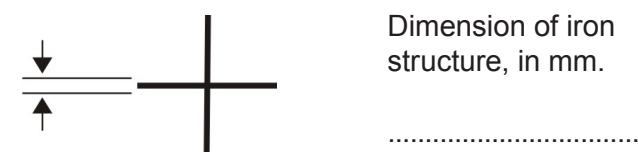
	A	B	C	D	E	F	G	H	I	J
1. Type of scupper holes										
2. Number of holes to be sealed										
3. Inside length or diameter of holes										
4. Inside height of holes										
5. Distance from deck to iron structure										
6. Height of sheer-strake										

NOTE ! All measurements in mm

For Pollock with claw



Distance between parallel iron bars in mm.



If cross structure is welded on top of the hole, state the overlapping in mm.

EMS Marine Products

NOTES:

.....

.....

.....

.....

.....

.....

.....

.....

.....

.....

Your sketch:

Vessel:.....

.....

.....

.....Date:.....

